



MAFI TRACS

MAFI



Table of Contents

- 4 MAFI Production**
Precision Engineering for Reliable Performance
- 7 MAFI Team**
Engineering through Collaboration and Innovation
- 8 MAFI Terminal Trucks**
Redefining performance in Logistics
- 26 MAFI Trailers & Equipment**
Versatile Solution for Heavy Duty Transport
- 28 MAFI Service**
Ensuring Optimal Performance Every Step of the Way
- 30 MAFI Representatives**
Your Trusted Partners in Material Handling Solutions



English

MAFI Transport-Systeme GmbH

Tauberbischofsheim

MAFI Transport-Systeme GmbH specializes in designing and building durable vehicles for transporting containers, trailers, and specialized cargo in ports and industries.

With decades of experience, MAFI combines expertise with innovative ideas to deliver high-quality equipment. We prioritize close collaboration with our customers to constantly improve and optimize our products.

Our vehicles are built for smooth, efficient operation, while also keeping costs low.

MAFI Terminal Tractors are used around the clock in busy, high-performance container terminals. We provide fast, reliable service to keep your operations running smoothly and maximize your profitability.

Our customers include major players in international shipping, manufacturing, logistics, and various industries such as steel, aluminum, paper, and automotive.

MAFI Production

For over 60 years, MAFI has been a trusted manufacturer of tractors and trailers for seaports and industries worldwide. Whatever your application, we are dedicated to providing the best solution to meet your needs.

Our long-standing success is driven by our skilled employees, whose expertise continuously enhances our operations. We are committed to building a strong workforce to ensure the future growth of MAFI.

The MAFI name is recognized globally, synonymous with quality and reliability. Our goal is to deliver exceptional support and cultivate strong, long-term business relationships.









MAFI Team

Our international team of highly skilled specialists brings together expertise and creativity from diverse backgrounds to develop innovative, high-quality vehicles.

This blend of expertise helps us meet global expectations while providing innovative solutions that adapt to our customers' changing needs.

Our experienced and knowledgeable sales team is ready to assist with any questions or challenges, no matter how complex.

MAFI's global network of dealers ensures that prompt support is always available.

T 230

Your Terminal Tractor for Container Terminals and Distribution Center Operations

Our T 230 sets new standards for handling, comfort, and productivity, with the added benefit of low operating costs over its entire service life.

This generation of terminal tractors represents the cutting edge of technology, offering numerous improvements for operators, workshops, drivers, and the environment. The latest generation of engines, paired with an optimized drivetrain, ensures lower fuel consumption, reduced exhaust emissions, and minimal maintenance needs.



Vehicle type

T 230


Operating areas	Seaports, Distribution-/Logistic Centers, Industries
System load	up to 90 ton (198,400 lbs) (GCW)
Engine	Diesel engine
Tractor weight	approx. 7,600 kg (16,755 lbs)
Type of engine	VOLVO or Cummins from each 129 kW up to 172 kW (175 HP/233 HP), depending on exhaust emission stage IIIA or V (97/68/CE)
Transmission	ZF 5WG191 or Allison automatic 3000P
5 th wheel plate	Holland Eurohitch FW3510-TR for 2" kingpin, 36,000 kg
Wheel base	3,000 mm (118")
Speed	up to 40 km/h (25 mph)
Axles	Front axle type VOLVO, Rear axle type Kessler
Cabin	ROPS and FOPS certified, with one side door, access via the platform, windshield and rear window made of laminated glass, air conditioning and heating

more options available on request



Featured vehicles in photos may include additional equipment.

T 230e



The Alternative: Your Fully-Electric Tractor for Container Terminals and Distribution Center Operations

Continuing the legacy of the T 230, the electric tractor surpasses the highest standards for driving performance, comfort, and productivity.

This all-electric vehicle is emission-free with CO₂-neutral operation, providing low noise and vibration levels, making it ideal for use in enclosed spaces like warehouses and distribution centers. With cutting-edge technology, the new generation of terminal tractors offers significant advantages and improvements for operators while meeting today's environmental requirements.



Vehicle type

T 230e

Operating areas	Seaports, Distribution-/Logistic Centers, Industries
System load	up to 90 ton (198,400 lbs) (GCW)
Engine	ZF Cetrax electric central drive, max. output 300 kW
Battery pack	Lithium-ion batteries, 600 V, up to 428 Ah, up to 256 kWh
Charging connector	CCS 2.0
Charger	DC charger
Tractor weight	approx. 10,000 kg (22,050 lbs)
5 th wheel plate	Holland Eurohitch FW3510-TR for 2" kingpin, 36,000 kg
Wheel base	3,070 mm (118.1")
Speed	up to 40 km/h (25 mph)
Axles	Front axle type VOLVO, Rear axle type Kessler
Cabin	ROPS and FOPS certified, with one side door, access via the platform, windshield and rear window made of laminated glass, air conditioning and heating

more options available on request

Featured vehicles in photos may include additional equipment.



T 230 LPG



Your LPG Powered Terminal Tractor

Our LPG-powered terminal tractor combines high performance with environmentally friendly technology. Using liquefied petroleum gas (LPG) greatly reduces emissions while ensuring cost-efficient operation – making it the ideal choice for terminals that prioritize sustainability.

With its LPG drive, this truck is not only cleaner but also quieter in operation, enhancing the working environment. Please note, this vehicle is intended for export outside the EU only.



Vehicle type

T 230 LPG

Operating areas	Seaports, Distribution-/Logistic Centers, Industries
System load	up to 90 ton (198,400 lbs) (GCW)
Engine	PSI LPG 8.8L
Tractor weight	approx. 9,000 kg (19,842 lbs)
Type of engine	PSI LPG Engine 8.8L NA with 201 kW (273 HP)
Transmission	Allison 3000P
5 th wheel plate	Holland Eurohitch FW3510-TR for 2" kingpin, 36,000 kg
Wheel base	3,000 mm (118")
Speed	up to 40 km/h (25 mph)
Axles	Front axle type VOLVO, Rear axle type Kessler
Cabin	ROPS and FOPS certified, with one side door, access via the platform, windshield and rear window made of laminated glass, air conditioning and heating

more options available on request

Featured vehicles in photos may include additional equipment.



T 230 F

Your Terminal Tractor for Container Terminal Operations

This terminal tractor has a fixed 5th-wheel plate and is used primarily in large container terminals. The associated container chassis remains connected to the tractor and is only detached for maintenance purposes.

The fixed 5th-wheel plate reduces both investment costs and maintenance requirements. Built with a sturdy design, the T 230 F is capable of handling container loads up to 70 tons.



Vehicle type

T 230 F

Operating areas	Seaports
System load	up to 90 ton (198,000 lbs) (GCW)
Engine	Diesel engine
Tractor weight	approx. 7,400 kg (16,300 lbs)
Type of engine	VOLVO or Cummins from each 129 kW up to 172 kW (175 HP/233 HP), depending on exhaust emission stage IIIA or V (97/68/CE)
Transmission	ZF 5WG191 or Allison 3000P
5 th wheel plate	Holland Eurohitch FW3510-TR for 2" kingpin, 36,000 kg mounted at a fixed height, i. e. without hydraulic cylinders and lifting boom
Wheel base	3,000 mm (118")
Speed	up to 40 km/h (25 mph)
Axles	Front axle type VOLVO, Rear axle type Kessler
Cabin	ROPS and FOPS certified, with one side door, access via the platform, windshield and rear window made of laminated glass, air conditioning and heating

more options available on request



Featured vehicles in photos may include additional equipment.

T 225 D

Your Terminal Tractor for Distribution Center Operations

The longer wheelbase provides more space between the semi-trailer and the driver's cab, making it easier and quicker to connect the brake and power supply.

The driver can work safely, comfortably, and efficiently without leaving the vehicle platform. Low coupling heights are ensured by using the appropriate tires.


Additionally, the tractor's hydraulic lift system eliminates the need for time-consuming adjustments to the trailer's landing legs. As a result, the T 225 D can move three to four times more semi-trailers than a conventional road truck.



Vehicle type

T 225 D

Operating areas	Distribution-/Logistic Centers and Industries
System load	up to 60 ton (132,300 lbs) (GCW)
Engine	Diesel engine
Tractor weight	approx. 8,000 kg (17,650 lbs)
Type of engine	VOLVO or Cummins from each 129 kW up to 172 kW (175 HP/233 HP), depending on exhaust emission stage IIIA or V (97/68/CE)
Transmission	ZF 5WG191 or Allison 3000P
5 th wheel plate	Holland Eurohitch FW3510-TR for 2" kingpin
Wheel base	3,500 mm (137,8")
Speed	up to 40 km/h (25 mph)
Axles	Front axle type VOLVO, Rear axle type Kessler
Cabin	ROPS and FOPS certified, with one side door, access via the platform, windshield and rear window made of laminated glass, air conditioning and heating
more options available on request	



Featured vehicles in photos may include additional equipment.

R 336

Your RoRo Tractor for Seaports and Industries

The R 336 is the advanced model of the original R 332. This unit features a more powerful engine and a stronger rear axle, paired with the right tires to handle your transport tasks with ease.

With a 5th-wheel lifting capacity of 36 tons, it supports higher system loads. This makes the R 336 the ideal tractor for RoRo operations with heavier loads or for demanding transport requirements in steel mills.



Vehicle type

R 336

Operating areas	Seaports, Industries and Steel Mills
System load	up to 176 ton (388,014 lbs) (GCW)
Engine	Diesel engine
Tractor weight	approx. 10,000 kg (22,050 lbs)
Type of engine	VOLVO with 210 kW (281 HP), depending on exhaust emission stage IIIA or V (97/68/CE)
Transmission	ZF 6WG211
Transfer case	Kessler W1000, permanent 4x4
5 th wheel plate	Holland Eurohitch FW3510-TR for 2" kingpin, 36,000 kg
Wheel base	3,250 mm (128")
Speed	up to 38 km/h (23.6 mph)
Axles	Front axle type Kessler, Rear axle type Kessler
Cabin	ROPS and FOPS certified, with one side door, access via the platform, windshield and rear window made of laminated glass, air conditioning and heating

more options available on request



Featured vehicles in photos may include additional equipment.

R 332 Z

Your Tractor with a Ballast Weight

Our tractor is equipped with a robust base plate weighing approximately 2 tons, ensuring reliable traction during operation. To accommodate varying payloads on the drawbar trailer, the ballast weight can be adjusted as needed.

We offer a range of ballast weight options, including fixed and detachable weights. The detachable weights feature a convenient parking stand for easy handling and storage.

Additionally, brake and electric connections for the trailer are strategically mounted near the rear trailer hitch, ensuring seamless integration and functionality.



Vehicle type

R 332 Z

Operating areas	Seaports, Industries and Steel Mills
System load	up to 205 ton (451,948 lbs) (GCW) in combination with a ballast weight
Engine	Diesel engine
Tractor weight	approx. 10,500 kg (23,150 lbs)
Type of engine	VOLVO with 210 kW (281 HP), depending on exhaust emission stage IIIA or V (97/68/CE)
Transmission	ZF 6WG211
Transfer case	Kessler W1000, permanent 4x4
5 th wheel plate	with or without
Ballast weight	permanently mounted or removable ballast weight, resaddle is also possible without a parking box (Base plate approx. 2 ton [4,400 lbs])
Trailer hitch	mounted at the rear
Wheel base	3,250 mm (128")
Speed	up to 38 km/h (23.6 mph)
Axles	Front axle type Kessler, Rear axle type Kessler
Cabin	ROPS and FOPS certified, with one side door, access via the platform, windshield and rear window made of laminated glass, air conditioning and heating

more options available on request

Featured vehicles in photos may include additional equipment.



HD 445

Your Tractor for Heavy Duty Industrial Applications

The HD 445 tractor is powered by eco-friendly engines delivering up to 315 kW, enabling the smooth transport of payloads up to 250 tons. When paired with a ballast weight, it can haul even heavier loads on drawbar trailers, making it a true workhorse for demanding operations.

Designed with operator comfort and efficiency in mind, the HD 445 features a spacious, state-of-the-art cab. The vibration-insulated mounting of the ROPS/FOPS-certified cab significantly enhances ride quality by reducing noise and vibration, ensuring a smoother and quieter working environment.

Built with trusted, high-quality components, the HD 445 offers unmatched reliability and is always ready for action. This tractor seamlessly combines performance, comfort, and eco-conscious technology for the ultimate heavy-duty solution.




Vehicle type

HD 445

Operating areas	Seaports and Steel Mills
System load	up to 250 ton (551,155 lbs) (GCW)
Engine	Diesel engine
Tractor weight	approx. 14,000 kg (30,865 lbs)
Type of engine	VOLVO with 315 kW (422 HP), depending on exhaust emission stage V (97/68/CE)
Transmission	ZF 6WG310
5 th wheel plate	Holland Eurohitch FW0100 for 3,5" kingpin with active side tilt +/- 10°, 45,000 kg
Lifting capacity	up to 45,000 kg (99,200 lbs)
Wheel base	3,000 mm (118")
Speed	up to 38 km/h (23.6 mph)
Axles	Front axle type Kessler, Rear axle type Kessler
Cabin	ROPS and FOPS certified, with one side door, access via the platform, windshield and rear window made of laminated glass, air conditioning and heating

more options available on request

Featured vehicles in photos may include additional equipment.



HD 445 Z

Your Tractor for Heavy Duty Industrial Applications

The HD 445 Z tractor features eco-friendly engines with outputs of up to 315 kW, delivering seamless transport of payloads up to 250 tons. With the addition of a ballast weight, it can handle even greater loads on drawbar trailers, making it an exceptional choice for heavy-duty tasks.

Engineered for operator comfort and productivity, the HD 445 Z boasts a spacious cab outfitted with state-of-the-art equipment. Its ROPS/FOPS-certified cab is vibration-insulated, significantly reducing noise and vibration for a smoother, quieter ride.

Built with renowned, high-quality components, the HD 445 Z ensures unmatched reliability and consistent performance, providing a dependable solution for demanding operations.




Vehicle type

HD 445 Z

Operating areas	Seaports and Steel Mills
System load	up to 250 ton (551,155 lbs) (GCW)
Engine	Diesel engine
Tractor weight	approx. 14,000 kg (30,865 lbs)
Type of engine	VOLVO with 315 kW (422 HP), depending on exhaust emission stage V (97/68/CE)
Transmission	ZF 6WG310
5 th wheel plate	without
Lifting capacity	up to 45,000 kg (99,200 lbs)
Wheel base	3,000 mm (118")
Speed	up to 38 km/h (23.6 mph)
Axles	Front axle type Kessler, Rear axle type Kessler
Cabin	ROPS and FOPS certified, with one side door, access via the platform, windshield and rear window made of laminated glass, air conditioning and heating

more options available on request



Featured vehicles in photos may include additional equipment.

MAFI Trailers

Industrial and Heavy-Duty Drawbar Trailers · Roll and Cargo-Trailer · Container Chassis

MAFI offers a comprehensive range of industrial and heavy-duty trailers, roll trailers, cargo trailers, and container chassis designed for internal transport in ports and industrial settings. With payload capacities ranging from a few hundred kilograms to an impressive 250 tons, we provide the perfect transport solutions to meet your needs.

Whether you require standard trailers or customized designs, our products are expertly engineered and manufactured to align with your specific requirements. Whatever your transport challenge, MAFI delivers reliable and efficient system solutions.

- 1 Industrial and Heavy-Duty Drawbar Trailers
- 2 Roll and Cargo-Trailer
- 3 Container Chassis






MAFI Equipment

Goosenecks and Parking Stands - Ballast Weights

A key feature of every tractor is its ability to seamlessly connect to trailers. MAFI provides a range of goosenecks specifically designed for operating roll trailers and cargo trailers, as well as a variety of ballast weights for towing drawbar trailers. For added versatility, forklift-compatible goosenecks are also available, ensuring tailored solutions for all your transport needs.



- 4 Goosenecks
- 5 Forklift-Goosenecks
- 6 Ballast Weights

MAFI Service

At MAFI, we're committed to supporting you every step of the way.

Our high-quality machines, maintained by specialists, are designed for long-term reliability, minimizing downtime and ensuring seamless operations.

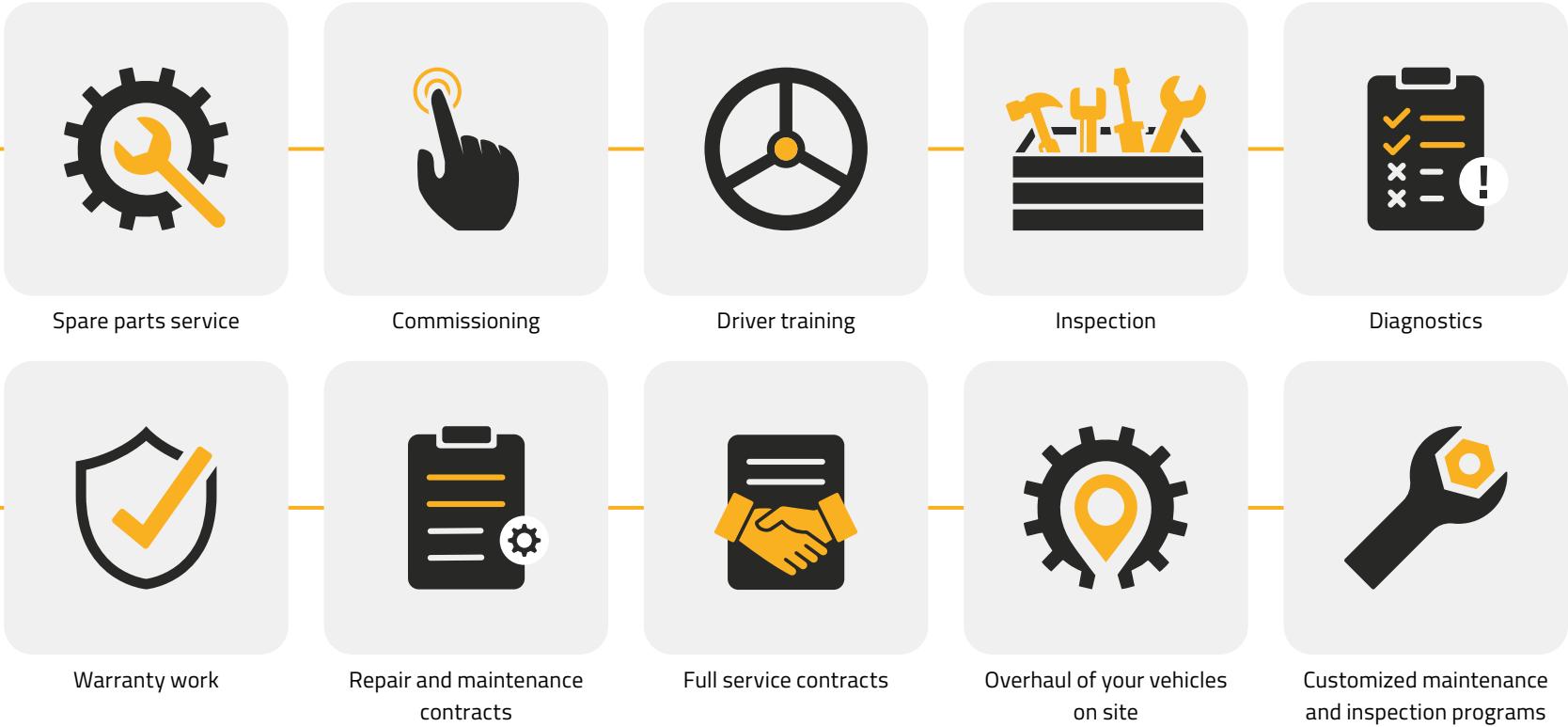
MAFI's customer service team is ready to assist you with prompt and professional support, offering:

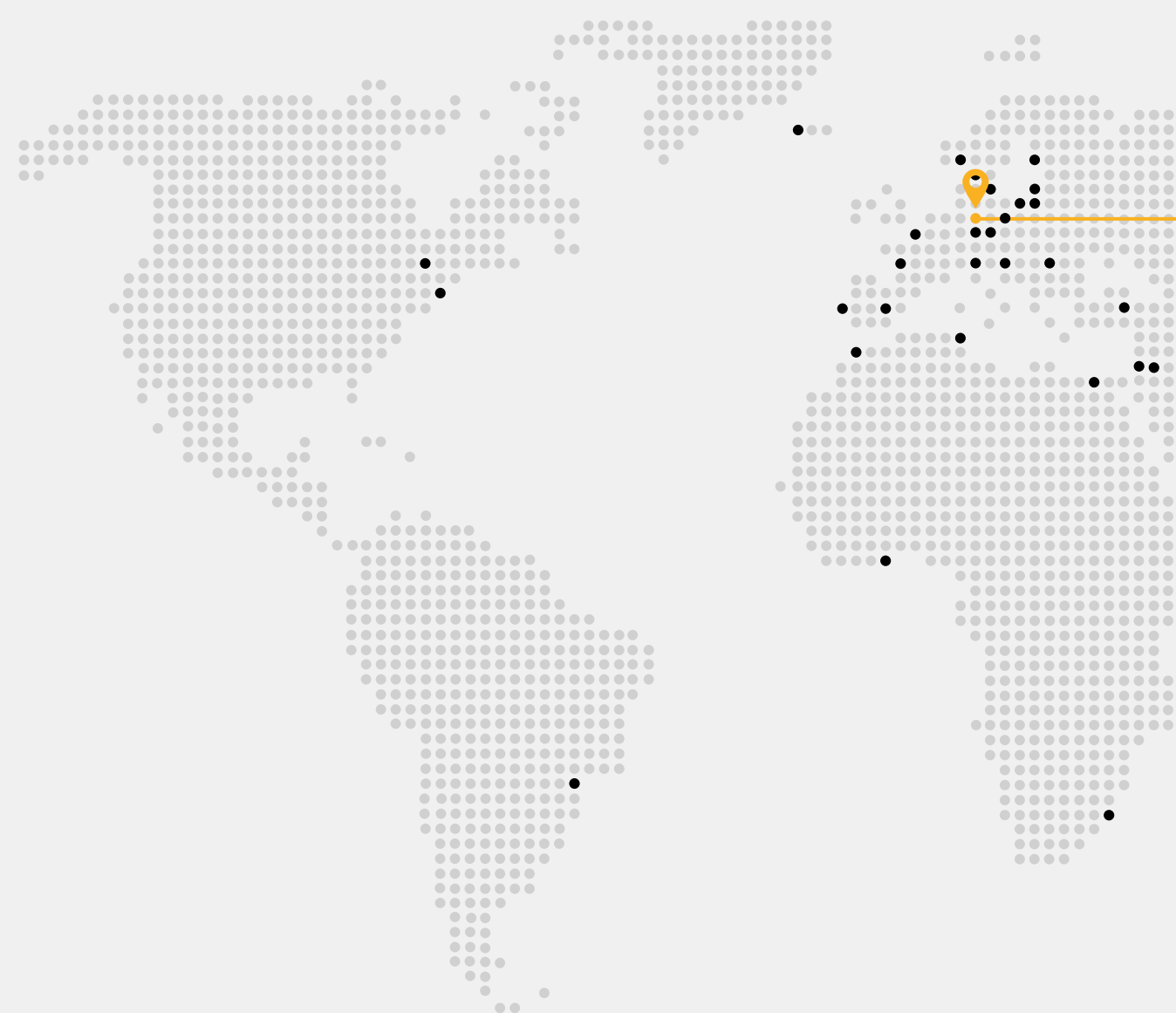
- Extensive availability of spare parts
- Expert assistance from skilled technicians





We offer the following on site services:





Disclaimer

The models shown here may include different configurations, dimensions, weights and services that are not available in certain countries or may vary depending on the version.

The equipment shown or mentioned may be part of special equipment (e.g. options and accessories) and may vary depending on local regulations. We would be pleased to provide you with further information. The colour representation may vary slightly due to printing or presentation. We also reserve the right to make changes, typesetting errors and printing errors. Furthermore, we reserve the right to change the technical details listed here without prior notice.

Text, images, graphics and their arrangement are protected by copyright and other protective rights. The content presented here may not be copied, distributed, changed or made accessible to third parties for commercial purposes. We would like to point out that the text, images and graphics contained herein are wholly or partly subject to the copyright of third parties. Unless otherwise indicated, all trademarks used herein are protected under trademark laws. This applies in particular to brands, type designations, logos and emblems.

MAFI Representatives

MAFI has a worldwide network of representatives to support you in your procurement, service and maintenance tasks.

MAFI Transport-Systeme GmbH

Hochhäuser Straße 18
97941 Tauberbischofsheim
Deutschland

T +49 9341 899 - 0
sales@mafi.de
mafi.de





mafi.de